

FY 2025 PHYSICAL PLAN

Department : Department of Labor and Employment (DOLE)  
Agency/Entity : Professional Regulation Commission  
Operating Unit : Regional Office - II  
Organization Code (UACS) : 16 008 0300002


Particulars	UACS CODE	Current Year Accomplishments			Physical Target (Budget Year)					Variance	Remarks
		Actual January 1 - September 30	Estimate October 1 - December 30	Total	Total	1st Quarter	2nd Quarter	3rd Quarter	4th Quarter		
1	2	3	4	5=3+4	6=7+8+9+10	7	8	9	10	11	12
PROFESSIONAL LICENSURE PROGRAM	3101000000000000										
Outcome Indicator(s)											
1. Percentage of graduates in all certificate courses given professional certification		N/A	N/A	N/A	56%	N/A	N/A	N/A	N/A		
Output Indicator(s)											
1. Percentage of applications for licensure examinations acted upon within two (2) days from filing		100% of 15470	100% of 3265	100% of 18735	N/A	N/A	N/A	N/A	N/A		
2. Percentage of test items prepared/formulated/peer reviewed by the Professional Regulatory Boards		N/A	N/A	N/A	100%	N/A	N/A	N/A	N/A		
3. Percentage of statistical data for monitoring of school performance generated within one day after the release of examination results		N/A	N/A	N/A	N/A	N/A	N/A	N/A	N/A		
4. Percentage of applications for licensure examinations acted upon within the process cycle time		N/A	N/A	N/A	100%	100% of 7356	100% of 5480	100% of 8569	100 of 4274		(No. of applications with and without exams)
PROFESSIONAL REGULATION PROGRAM	3102000000000000										
Outcome Indicator(s)											
1. Percentage increase in number of professionals registered under various mutual recognition arrangements within ASEAN and other countries including international trade agreements where the Philippines is a signatory		N/A	N/A	N/A	N/A	N/A	N/A	N/A	N/A		
2. Percentage of cases resolved within three (3) months		1	0	1	N/A	N/A	N/A	N/A	N/A		
3. Percentage of cases resolved within the quarter		N/A	N/A	N/A	5%	1	1	1	1		No. of cases resolved within the quarter


Department : Department of Labor and Employment (DOLE)  
Agency/Entity : Professional Regulation Commission  
Operating Unit : Regional Office - II  
Organization Code (UACS) : 16 008 0300002


Particulars	UACS CODE	Current Year Accomplishments			Physical Target (Budget Year)					Variance	Remarks
		Actual January 1 - September 30	Estimate October 1 - December 30	Total	Total	1st Quarter	2nd Quarter	3rd Quarter	4th Quarter		
1	2	3	4	5=3+4	6=7+8+9+10	7	8	9	10	11	12
4. Percentage of registered professionals progressed or upgraded their Philippine Qualifications Framework level from Level 6 to Level 7 & 8		N/A	N/A	N/A	2%	N/A	N/A	N/A	N/A		
Output Indicator(s)											
1. Percentage of request for professional identification cards (PICs) and registration certificates acted upon within the prescribed timeframe		100% of 10898	100% of 1891	100% of 12789	N/A	N/A	N/A	N/A	N/A		
2. Percentage of complaints with investigations conducted		100% of 17	100% of 6	100% of 23	N/A	N/A	N/A	N/A	N/A		
3. Number of institutions and establishments where professionals are employed that are inspected and monitored		61	17	78	N/A	N/A	N/A	N/A	N/A		
4. Number of preliminary investigations conducted relative to motu proprio cases		N/A	N/A	N/A	134	1	1	1	1		The targets set were based on the downloaded data from SPD
5. Number of firms, institutions and organizations where professionals are employed that are inspected and monitored		N/A	N/A	N/A	1,110	10	14	19	5		The targets set reflected a total of 48 as downloaded by the ACD while the total targets submitted by RO2 is 109 distributed per quarter as follows: 34, 44, 13, 18
6. Number of Continuing Professional Development Providers and Programs accredited		N/A	N/A	N/A	15,918	11	13	11	11		No. of received, processed and endorsed to Central Office-CPDD. Additional targets from the RO for SDL duly received, processed and endorsed to CPDD are distributed per quarter as follows: 50, 50, 50, 50
7. Number of PICs renewal issued within the appointment		N/A	N/A	N/A	831,797	9398	7044	8331	10748		Target pertains to PIC Renewal only with a total of 35,521. This excludes targets for Initial Registration with a total of 7,940 and Duplicate PIC with a total of 843


Department : Department of Labor and Employment (DOLE)  
Agency/Entity : Professional Regulation Commission  
Operating Unit : Regional Office - II  
Organization Code (UACS) : 16 008 0300002

Particulars	UACS CODE	Current Year Accomplishments			Physical Target (Budget Year)					Variance	Remarks
		Actual January 1 - September 30	Estimate October 1 - December 30	Total	Total	1st Quarter	2nd Quarter	3rd Quarter	4th Quarter		
1	2	3	4	5=3+4	6=7+8+9+10	7	8	9	10	11	12
schedule											
PROFESSIONAL DATABASE MANAGEMENT PROGRAM	3103000000000000										
Outcome Indicator(s)											
1. Percentage reduction of process cycle time of					N/A						
frontline services upon conversion to online											
services											
Output Indicator(s)											
1. Percentage increase in the number of applicants					N/A						
and professionals provided with online services											

Certified Correct:  
  
KATLYN C. MANGURAG  
Supervising Professional Regulations Officer  
Date: November 20, 2024 03:05 PM

Certified Correct:  
  
KATLYN C. MANGURAG  
Supervising Professional Regulations Officer  
Date: November 20, 2024 03:05 PM

Recommending Approval By:  
  
KATLYN C. MANGURAG  
OIC, Finance and Administrative Division  
Date: November 20, 2024 03:06 PM

Approved By:  
  
JUAN G. ALILAM, JR.  
OIC-Regional Director  
Date: November 20, 2024 04:51 PM